A – a

5. Entourez les « a » dans les mots suivants :

le nuage – l'amas – abracadabra – un outil – la carafe – trapu
le chaton – cassé – le ballon – la bulle – la barbe

6. Soulignez en bleu les mots qui commencent par « a »
et en rouge ceux qui finissent par « a » :

ami – poilu – puma – artiste – fumée – pacha – arbuste

7. Encadrez les mots qui contiennent deux « a » :

ananas – banane – lavabo – lac – jupe – vanne – nabab – balle

8. Faites deux dessins dans lesquels vous entendez le son « a » :

9. Écrivez deux lignes de « a » :

a

a

Séance 5 Représentons les nombres et comparons (1)

Calcul mental Dictée de nombres - Guide pédagogique

Exercices pp. 12-13 - Fichier

J'observe

Voici les nombres de 0 à 10 représentés par des **boîtes de 10**.

Tu peux reconnaître les nombres sans compter !

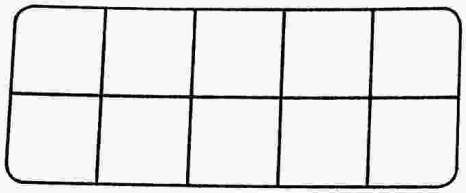

0 zéro

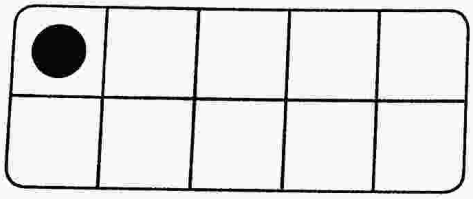

1 un

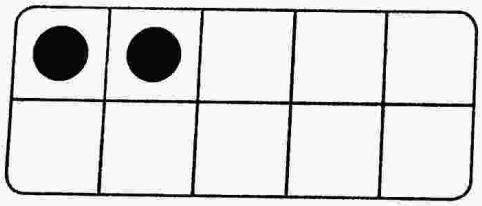

2 deux

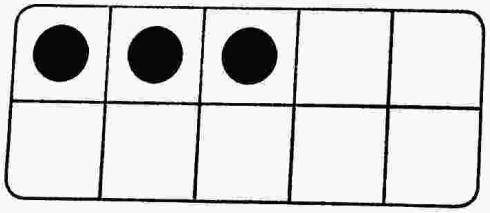

3 trois

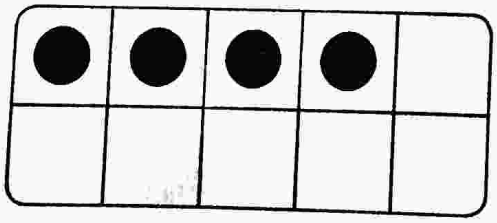

4 quatre

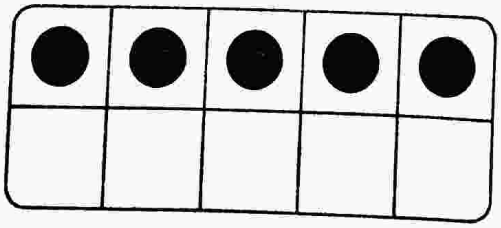

5 cinq

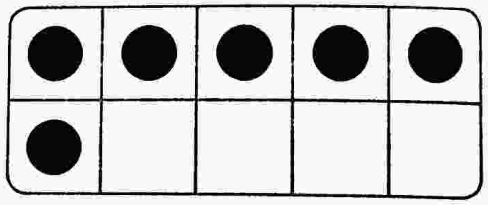

6 six



7 sept

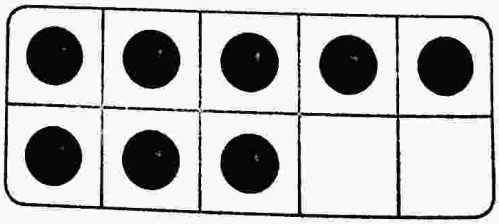

8 huit

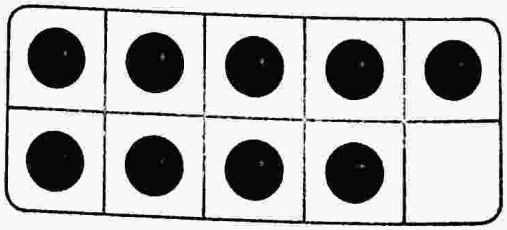

9 neuf

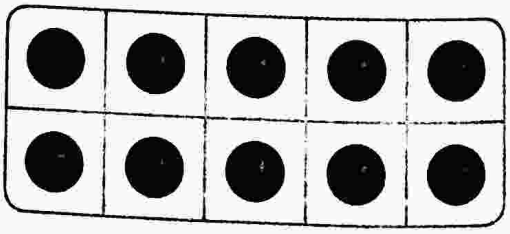

10 dix

1 Dessine le bon nombre de ●.

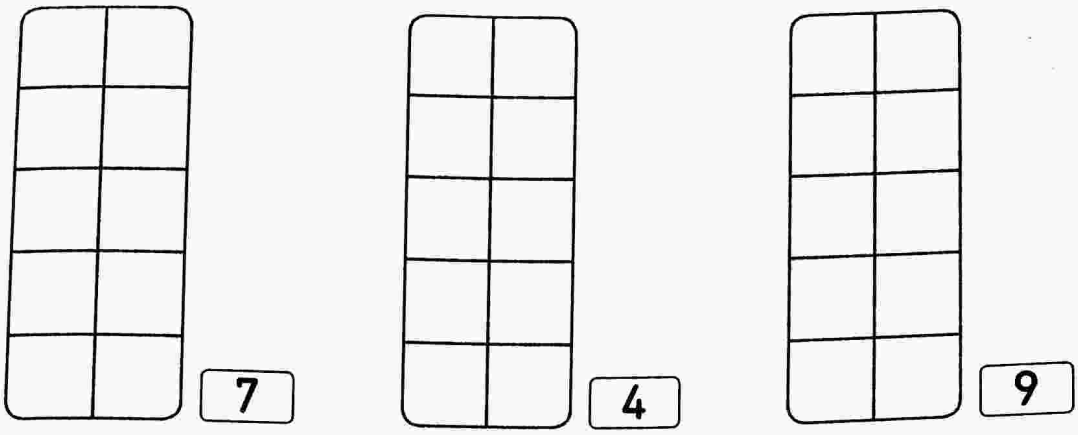

2 Compare avec < ou >.

a) 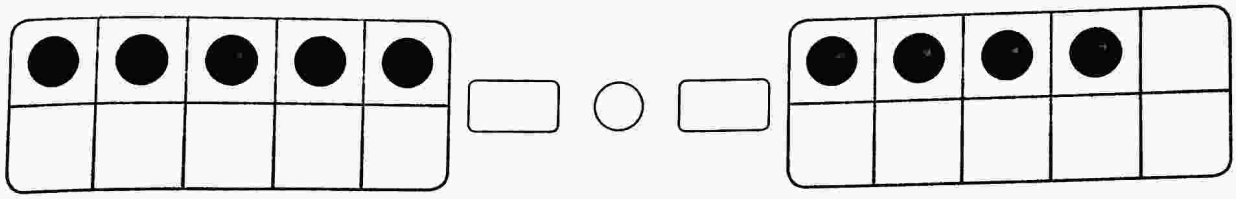

b) 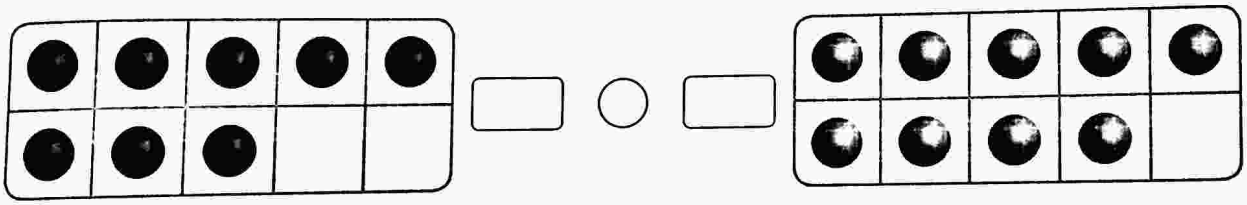

3 Complète.

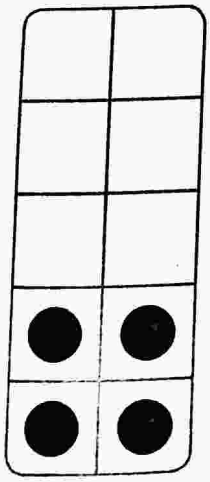

4 est le double de 2.



10 est le double de ☐.



☐ est le double de ☐.